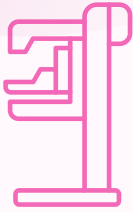





SHARSHERET®
The Jewish Breast & Ovarian Cancer Community

Top Breast Cancer Screening Tools



Mammogram

Mammograms use low-dose X-rays to detect breast cancer early—even before symptoms show.



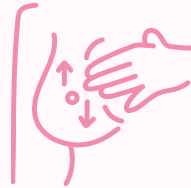
Breast MRI

A breast MRI gives detailed images without radiation and is often used for women at higher risk.



Breast Ultrasound

Ultrasound uses sound waves to look at areas of concern, especially in dense breast tissue.



Clinical Breast Exam

A doctor or nurse checks your breasts manually for lumps or unusual changes. Annual breast exams are recommended for all women.



Breast Self-Awareness

Knowing what's normal for your breasts helps you spot changes early.



Genetic Testing

A comprehensive genetic panel tests for mutations that increase your risk for breast cancer, ovarian cancer and other cancers.

Early detection saves lives —
ask your doctor which screening is right for you.

Sharsheret is here for you in
The Waiting Room



MERCK

